



CET ENTREPRENEUR+ Platform

Abstract

CET Platform Italy is organizing a Youth Exchange, funded by Erasmus+ and granted by Agenzia Nazionale Giovani, from 4 to 12 November 2019 in the province of Caserta, gathering 38 young people from 6 Countries

CET Platform Italy

Legal Address: Via Cappuccini 12, 81100 Caserta

E-mail: italy@cetplatform.org

Facebook Page: <https://www.facebook.com/cetplatformitalia/>

Information for participants

Dear participants, we are looking forward to starting the cooperation with you in Italy. On the following pages you will find some useful information about the exchange. Please read it carefully, as some of them are very important; everything written in this infopack, once you receive it, will be considered as fully understood and agreed.



As you might know from other Erasmus+ projects, we will use our time during the exchange for different activities that aim to motivate and make you eager to share your thoughts and experiences, delving into an experiential learning environment.

The group will consist of 38 participants (including facilitators, leaders and organizing team) coming from Italy, Greece, Spain, Portugal, Hungary and Romania. This will enable you to meet different people and even to find partner organizations for your further activities within the framework of Erasmus+ programme, but remember that such contacts are the bonuses of the project, not the main content

• Project summary

The youth exchange "Entrepreneur+" focus on the sense of initiative and entrepreneurship of young people. According to Eurostat statistics unemployment have increased a lot during past ten years, and situation get worse when it comes to youth unemployment. Through our project we aim to support young people's personal and professional development, but also to make them more active and committed in their communities through entrepreneurial education in a lifelong learning perspective as starting point towards the development of new activities and initiatives that could counterbalance youth issues.

This project is designed for youth leaders, young people and volunteers involved in their sending NGOs, or simply youngsters who have special interest and motivation in the topic of the exchange and have intention to use their new competences to be more involved in their communities, particularly through entrepreneurship.

Based on the considerations above, specific objectives of the youth exchange are:

- raise awareness about the importance of entrepreneurial education
- stimulate active participation in society by acquiring entrepreneurial competences
- learn NFE tools and methods as ways to fight youth unemployment and reinforce occupational possibilities through enhanced sense of initiative
- inform young people about Erasmus+ opportunities, personally and professionally



All the activities will be carried on with non-formal education methodologies, testing participants with icebreaking, teambuilding, role-plays, group works, interactive presentations, workshops, open spaces and reflection moments, always following an inclusive approach. Through this process we aim to provide participants with the right tools to strengthen their learning process, creating an experiential path that will be focused on their needs. Everyone will be encouraged to share experiences and take initiatives and challenges, with the support of experienced facilitators, leaders and organizing team

CET Platform Italy

Legal Address: Via Cappuccini 12, 81100 Caserta

E-mail: italy@cetplatform.org

Facebook Page: <https://www.facebook.com/cetplatformitalia/>



Programmes like Erasmus+, which includes actions for youth mobility and a strong intercultural dimension, are the main fields of our activities. Indeed, we focus on spreading European culture and opportunities deriving from EU programmes and we strongly support the dissemination of European citizenship and values at local, national and international level. To achieve our goals, we work in network with other local and international organizations to increase quality of youth projects, sharing experiences and best practices.

A large group of students and staff posing for a group photo in front of a large, historic building with many windows. The group is arranged in several rows, with some people standing on a low wall in the front. A banner is visible in the front row.

Let's Dance – Youth Exchange, 02-10 May 2019, Italy

As NGO, our mission is to improve the level of competences and skills of young people and youth workers, as well as to foster intercultural learning, active citizenship and social inclusion through non-formal education principles and methodologies. Our vision is to empower youngsters to shape the world they live and work in, enhancing creativity, innovation and entrepreneurship. We want to help young people in their personal and professional growth to contribute to the sustainable development of European society



Facebook Page: <https://www.facebook.com/cetplatformitalia/>

Our partners

Conexão Jovem



Koz-Pont Ifjusagi Egyesulet



Asociatia Puzzle OptimEast Tg. Neamt



CET Platform Hellas



Center for International Advancement



Participants' profile

- Youth leaders, young people and volunteers actively involved in their sending organizations;
- Youngsters, also at their first Erasmus+ project, interested in the topic of the exchange, motivated to attend an international experience and willing to be more involved in their communities;
- 5 participants aged 18-25 and 1 Group Leader with no age restrictions from each country, respecting gender balance;
- Inclusion of NEET (Not in Employment, Education and Training) people, youngsters coming from rural areas and those who had educational difficulties



Timetable of activities

Entrepreneur+	Day 1	Day 2	Day 3	Day 4	Day 5	Day 6	Day 7	Day 8	Day 9
8:00 - 9:30		Breakfast	Breakfast	Breakfast	Breakfast	Breakfast	Breakfast	Breakfast	Breakfast
10:00 - 13:30	ARRIVALS	Getting to know each other Introduction to the project	Country profiles: Sharing Realities	Who's an entrepreneur?	Social Entrepreneurship Communication Strategies	Entrepreneurship in action: examples from local context	Create your own business	Erasmus+ & Key Competence Project Drafting	DEPARTURES
13:30 - 14:30		Lunch	Lunch	Lunch	Lunch	Lunch	Lunch	Lunch	
15:30 - 18:30		Checking Expectations Teambuilding activities	Youth Unemployment: which are the reasons? Rate the importance	Creative entrepreneur Entrepreneurial NGO Fair	Role Plays	Discovering Naples - Free Time	Presenting Business Models	Closing activities Final Evaluation	
18:30 - 19:00		Individual and Group Reflection	Individual and Group Reflection	Individual and Group Reflection	Mid-Term Evaluation	Individual and Group Reflection	Individual and Group Reflection	Delivery of Youthpass	
19:30 - 20:30	Dinner	Dinner	Dinner	Dinner	Dinner	Dinner	Dinner	Dinner	
21:30 - 23:00	Icebreaking Welcome evening	Intercultural evening 1	Intercultural evening 2	Intercultural evening 3	Self-Organized evening	Movie Night	Pub Quiz	See you soon party	

CET Platform Italy

Legal Address: Via Cappuccini 12, 81100 Caserta

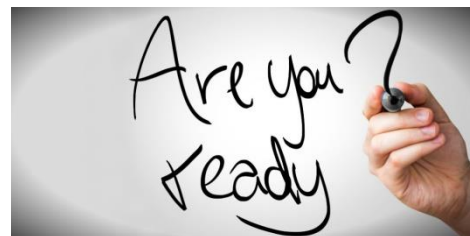
E-mail: italy@cetplatform.org

Facebook Page: <https://www.facebook.com/cetplatformitalia/>

The program shown is a draft and it can be subject to changes according to organizational needs. Activities can be modified also according to proposal of partners or participants during the preparation phase or the exchange itself, as result of daily evaluation and reflection groups. We will do our best to guarantee you a great experience!!!

• Preparation

Ideally, once the group is completed, at least one preparation meeting should happen. If it's not possible, you can plan a Skype call and use all the means of communication that you consider suitable and effective (FB or WhatsApp groups, shared documents, etc) to prepare and stay in touch about every possible need.



Preparatory tasks for every national group include:

- Find information about the situation of employment/unemployment and entrepreneurship, focusing on youth in your Country. During the second day every national team is going to share the findings to the rest of the group in order to have an overview of the situation in each of the participating Countries
- Prepare at least 2 Energizers, you will use one to open your part of the session, and another during the week
- There will be 3 intercultural evenings, with 2 Countries in charge of each. On these evenings you are expected to make interactive and creative presentations to let us discover your culture. You can use: traditional food, drinks, music, dresses, flags, brochures. You can also make quiz, performances and/or theatre sketches and on that way present tradition, customs, religion, language, dance and people from your country

N.B. try to avoid promotional/touristic youtube videos that everybody can find, be original and unique!

• For the program – what to bring:

- Something interesting that you want to show/teach/share with the others, materials and info from your sending organization
- Standard & Sport equipment: alarm clock, any dictionary you might require, comfortable and sport clothes/shoes, etc.
- Fresh ideas for future projects and cooperation
- Good mood and high level of energy to be committed to an educational and enjoyable experience
- Something from your country, to share with others and to stimulate the senses. In particular: bring some food and non-food items from your country for the intercultural evenings but be aware that no kitchen facilities will be available (don't bring food that requires cooking)



CET Platform Italy

Legal Address: Via Cappuccini 12, 81100 Caserta

E-mail: italy@cetplatform.org

Facebook Page: <https://www.facebook.com/cetplatformitalia/>

- **The Venue – How to get there?**

To reach the venue you must firstly head to “**Caserta**”. From there we will arrange a transportation at a specific hour that we’re going to communicate after all participants have bought their tickets. To start your trip you can land either at Rome or Naples international airports. The closest is Naples (30 km far away) while Rome is more distant (around 180 km). Below there are some useful information to organize your trip:


N.B. It is very important before buying your flight tickets to check the timetables of the trains or buses to/from Caserta (following the instructions in this infopack), **and in any case you must be in Caserta at 7:00 p.m. on 4th November at latest**, because there are no other options to reach the venue apart from the shuttle bus that we’re going to provide! As for the way back, **don’t take any early flight on 12th November (not before 10-11 a.m.)** as you’ll need 2-4 hours to reach the airport from the accommodation (depending if you’re travelling from Naples or Rome), **and transportation from there to Caserta won’t be provided before 7 a.m.** If you have any problem to find good options, write your sending organization and we will give you all the necessary support to find the best solutions

Landing in Naples:



You have 2 options to reach Caserta train station; the fastest and cheapest is the following:

1) Take the “ATC” bus. The stop is located after the roundabout that you find while walking straight from the arrivals terminal. You can see the exact location below, from google street view; the red dot on the left is where the bus stops and the red circled board on the right is zoomed to show exactly how it looks like



The ticket costs 3-4€ and you can do it onboard. The journey takes about 25-30 minutes and at the link below you can find the timetable; bus stop of the airport is “Napoli Capodichino” and in Caserta is “Caserta Stazione FS”; the first timetables of the web page refer to the route and hours TO Napoli, scrolling down you have the same FROM Napoli (left columns are for Monday-Saturday schedule, right are for Sunday and festive days). Here the hours:

https://www.atcbus.it/p/linea_aeroporto_nuovi_orari.htm

The other option is advisable only if you want to visit Napoli before heading to Caserta, and it’s the following:

2) Take the bus to the main railway station of Napoli (Garibaldi). The bus is named “Alibus”, from “anm” company and you can take it outside the arrivals terminal. Just follow directions on the boards from the exit of the terminal to reach the stop (you can actually see the bus also in the picture above, on the right before the roundabout). The

CET Platform Italy

Legal Address: Via Cappuccini 12, 81100 Caserta

E-mail: italy@cetplatform.org

Facebook Page: <https://www.facebook.com/cetplatformitalia/>

ticket costs 5€ and you can do it onboard. It leaves every 15-20 minutes and the journey takes about 20-30 minutes. Here's the timetable http://www.anm.it/index.php?option=com_content&task=view&id=1314&Itemid=373

2a) From the main station of Naples you can take the regional train to Caserta. It costs 3-4€ and the journey takes about 45 minutes. Trains are quite frequent (almost every hour) and you can check on "Trenitalia" website to customize your search and buy your ticket: <http://www.trenitalia.com/tcom-en>. From there, we'll pick you up at a specific hour that we're going to tell you



You have 2 options to reach Caserta; the fastest and cheapest is the following:

1) Take the bus "Fiumicino Express" right outside the arrival terminal. The ticket costs around 20€ on average and it's better to buy it online. Buses depart every 2 hours and the journey takes 2:30 hours; timetable and booking from the following website: <https://www.fiumicinoexpress.com/orari-partenze/>

N.B. this bus stops 2.3 km from Caserta train station; the image below on the left shows the location of the stop and the walking distance to the station, while the one on the right is the zoomed street view to show exactly how the stop looks like. From there you can walk to the train station (no public transportation available) or wait for the pick-up hour that we're going to tell you



The other option is advisable only if you want to visit Rome before heading to Caserta, and it's the following:

2) Take a bus to the main station (Roma Termini). There are several companies for this route: Terravision, Schiaffini, Cotral, etc. Buses are outside the arrival terminal and there should be runs every 15-20 minutes; tickets cost about 5€ and you can check the websites of the companies for more info and if you want to buy your ticket in advance; in Ciampino, you can buy the tickets inside the arrival terminal or at the bus stop. The journey takes about 45 mins

From Roma Termini to Caserta

2a) You can take the train to Caserta. The ticket costs around 12-15€, and the journey takes about 2-3 hours. Trains are quite frequent but you have to change (1 stop) and you can check on "Trenitalia" website to customize your search and buy your ticket: <http://www.trenitalia.com/tcom-en>. Mind that "regionale" and "intercity" are the economic options with more or less fixed prices, while the others (Frecciarossa or Frecciargento) can be way more expensive and price rises according to approaching travel dates and seats left. Once in Caserta train station we'll pick you up at a specific hour that we're going to tell you

2b) You can head to Tiburtina station (4 metro stops) – the main interregional bus station – and take the Flixbus to Caserta. The ticket costs around 10-15€ on average and the journey takes about 2:30 hours. Buses are quite frequent and direct, you can check on the website to customize your search and buy your ticket: <https://global.flixbus.com/> Once in Caserta train station we'll pick you up at a specific hour that we're going to tell you

CET Platform Italy

Legal Address: Via Cappuccini 12, 81100 Caserta

E-mail: italy@cetplatform.org

Facebook Page: <https://www.facebook.com/cetplatformitalia/>

Landing in Rome Fiumicino:



You have 2 options to reach Caserta; the fastest and cheapest is the following:

1) Take the bus “Fiumicino Express” right outside the arrival terminal. The ticket costs around 20€ on average and it's better to buy online. Buses depart every 2 hours and the journey takes 2:30 hours; timetable and booking from the following website: <https://www.fiumicinoexpress.com/orari-partenze/>

N.B. this bus stops 2.3 km from Caserta train station; the image below on the left shows the location of the stop and the walking distance to the station, while the one on the right is the zoomed street view to show exactly how the stop looks like. From there you can walk to the train station (no public transportation available) or wait for the pick-up hour that we're going to tell you



The other option is advisable only if you want to visit Rome before heading to Caserta:

2) You can take either a bus or a train to the main station (Roma Termini)

By Bus: There are several companies for this route: Terravision, Schiaffini, Cotral, etc. Buses are outside the arrival terminal and there should be runs every 15-20 minutes; tickets cost about 5€ and you can also check the websites of the companies for more information and if you want to buy your ticket in advance; in Fiumicino you can buy the tickets at the bus stop. The journey takes about 50 mins

By train: - It is called “Leonardo Express”, it costs 14€ and leaves every 15 minutes. The journey takes about 30 min
- You can also take a different train, to “Tiburtina” station. It is the regional train “FL1”, it costs 8€ and leaves every 15 minutes; the journey takes about 45 mins. From there, take the underground until “Termini” station (4 stops) [this option is very good if you plan to take the Flixbus, see below the point 2b]

From Roma Termini to Caserta

2a) You can take the train to Caserta. The ticket costs around 12-15€, and the journey takes about 2-3 hours. Trains are quite frequent but you have to change (1 stop) and you can check on “Trenitalia” website to customize your search and buy your ticket: <http://www.trenitalia.com/tcom-en>. Mind that “regionale” and “intercity” are the economic options with more or less fixed prices, while the others (Frecciarossa or Frecciargento) can be way more expensive and price rises according to approaching travel dates and seats left. Once in Caserta train station we'll pick you up at a specific hour that we're going to tell you

2b) You can head to Tiburtina station (4 metro stops) – the main interregional bus station – and take the Flixbus to Caserta. The ticket costs around 10-15€ on average and the journey takes about 2:30 hours. Buses are quite frequent and direct, you can check on the website to customize your search and buy your ticket: <https://global.flixbus.com/>. Once in Caserta train station we'll pick you up at a specific hour that we're going to tell you

CET Platform Italy

Legal Address: Via Cappuccini 12, 81100 Caserta

E-mail: italy@cetplatform.org


Facebook Page: <https://www.facebook.com/cetplatformitalia/>

- **Caserta Train Station & City Center**

The train station in Caserta will be the main gathering and pick up point. It's right in front of a magnificent royal palace, world heritage from UNESCO (more info in the next page) and it's also located in the very center of the city, so you can see the palace and spend some time in Caserta if you want to have a walk around. Central squares and streets of Caserta are: piazza Margherita, piazza Vanvitelli, via Ferrante, via Mazzini, corso Trieste (just google it :D).

As concerning the royal palace, since it's really big, it won't take you less than 3 hours if you want to have a decent visit, so keep it in mind and plan your day accordingly. The official website with opening/closing hours and tickets prices can be found at the following link: <http://www.reggiadicaserta.beniculturali.it/home/orari-e-prezzi/>

Since the official page by the Italian cultural heritage ministry seems to be only in Italian, you can have a look to the unofficial English website here (also info about opening/closing hours and tickets prices): <http://www.reggiadicasertaunofficial.it/en/home-en/>



- **Food and Accommodation**

You will be accommodated in same gender shared room (according to availability and group composition) with people from other nationalities. All the rooms are equipped with private bathroom, sheets and towels.

You will be provided with three meals per day, plus 2 coffee breaks during the morning and the afternoon sessions (around 11:30 and 17:00 respectively). Since you will be hosted in Italy, meals will mainly be "Italian style", to let you properly discover and delve into Italian food tradition! So get ready to taste delicious pasta and sweet breakfast!

The facility has a wide external space and there is also a farm, as they produce one of the most delicious and famous products of our region: buffalo mozzarella. A lot of the food you are going to eat during the week is produced by them. You can check the website of venue at the following link (only in Italian): http://www.masseriadcardilli.it/portale/index.php?option=com_tz_portfolio&view=portfolio&Itemid=101



CET Platform Italy

Legal Address: Via Cappuccini 12, 81100 Caserta

E-mail: italy@cetplatform.org

Facebook Page: <https://www.facebook.com/cetplatformitalia/>

- **Caserta and its province**

The Province of Caserta is located in Campania region of Italy. Caserta is the main city of the province and it's situated about 36 kilometres north of Naples. The province has an area of 2,639 square kilometres and a population of more than 900.000.

The province of Caserta covered the greatest expanse of territory around the 13th century when it extended from the Tyrrhenian Sea and the islands of Ponza and Ventotene to the Apennines and the southern end of the Roveto Valley. In the Kingdom of Naples and the Kingdom of the Two Sicilies, Caserta was one of the most important departments in southern Italy. The first capital of the region was the ancient city of Capua (the city with the second biggest amphitheatre in Italy after Colosseum) until 1818, then Caserta.



Caserta is an important agricultural, commercial and industrial municipality. It is located on the edge of the Campanian plain at the foot of the Campanian Subapennine mountain range.

Modern Caserta was established in Lombard times by Pando, Prince of Capua. The original population moved from Casertavecchia (former bishopric seat) to the current site in the 16th century.



The city and vicinity were the property of the Acquaviva family who, being pressed by huge debts, sold all the land to the royal family. The royal family then selected Caserta for the construction of their new palace which, being inland, was seen as more defensible than the previous palace fronting the Bay of Naples

Royal Palace of Caserta

The Palace of Caserta is located close to the city, a royal residence constructed for the Bourbon kings of Naples. It was one of the largest buildings erected in Europe during the 18th century and today it's the world's largest royal palace by volume.

In 1997, the palace was designated UNESCO World Heritage Site, described in its nomination as "the swan song of the spectacular art of the Baroque, from which it adopted all the features needed to create the illusions of multidirectional space".



In terms of volume, the Royal Palace of Caserta is the largest royal residence in the world with over 2 million m³ and covers an area of about 47,000 m².

The construction of the palace was begun in 1752 for Charles VII of Naples, who worked closely with his architect, Luigi Vanvitelli.

CET Platform Italy

Legal Address: Via Cappuccini 12, 81100 Caserta

E-mail: italy@cetplatform.org

Facebook Page: <https://www.facebook.com/cetplatformitalia/>

In the end Charles VII never slept a night at the Reggia, as he abdicated in 1759 to become King of Spain, and the project was carried to only partial completion for his third son and successor, Ferdinand IV of Naples.

The political and social model for Vanvitelli's palace was Versailles, which, though it is strikingly different in its variety and disposition, solves similar problems of assembling and providing for king, court and government in a massive building with the social structure of a small city.



The palace has 1,200 rooms, including two dozen state apartments, a large library, and a theatre modelled after the Teatro San Carlo of Naples. The palace has a rectangular plan, measuring 247×184 m. The four sides are connected by two orthogonal arms, forming four inner courts, each measuring more than $3,800 \text{ m}^2$.



Of all the royal residences inspired by the Palace of Versailles, the Reggia of Caserta is the one that bears the greatest resemblance to the original model. As at Versailles, a large aqueduct was required to bring water for the prodigious water displays. Like its French predecessor, the palace was intended to display the power and grandeur of an absolute Bourbon monarchy.



The garden, a typical example of the baroque extension of formal vistas, stretches for 120 ha, partly on hilly terrain. It is also inspired by the park of Versailles. The park starts from the back façade of the palace, flanking a long alley with artificial fountains and cascades. There is a botanical garden, called "The English Garden", in the upper part designed in the 1780s by Carlo Vanvitelli and John Graefer.

The fountains and cascades, each filling a "vasca" (basin), with architecture and hydraulics by Luigi Vanvitelli at intervals along a wide straight canal that runs to the horizon, rivalled those at Peterhof outside St. Petersburg.

CET Platform Italy

Legal Address: Via Cappuccini 12, 81100 Caserta

E-mail: italy@cetplatform.org

Facebook Page: <https://www.facebook.com/cetplatformitalia/>



The Caserta Palace has been used as a filming location in a number of movie productions. In 1997 it served as a filming location for Star Wars when it was used as the setting for Queen Amidala's royal palace on Naboo in the 1999 film Star Wars Episode I: The Phantom Menace. It featured again in the 2002 film Star Wars Episode II: Attack of the Clones as Queen Jamilla's palace.

The same room was also used in Mission: Impossible III as Vatican City. In the film, a Lamborghini car is blown up in a square inside the palace. The main staircase is also used in Angels & Demons as the Vatican's staircase.



- **For the Reimbursement:**

To ensure the reimbursement of your travel costs, you are requested to arrange your journey by the most economical route and to make use, wherever possible, of any available reduced tariff (student fares, discount for young people, etc).

Mind that you need to be in Italy on the 4th of November and to leave on the 12th. You can arrive 1-2 days earlier and leave 1-2 days later than the official dates (meaning that you can arrive on 2nd or 3rd and leave on 13th or 14th), but the budget doesn't cover food and accommodation, so you will need to pay your stay by yourself for those days.

The travel costs within the budget limit of your Country (see below) will be reimbursed only if these 3 conditions are fulfilled by **EACH MEMBER OF YOUR GROUP**:

- You gave all the ORIGINAL tickets to our organization. It's fundamental to bring the invoices or the travel confirmations where is clearly shown **the price you paid, the date and itinerary of the travel and the date of the purchase**; (in case the amount of your ticket is not written in euro, we will use the European commission currency converter with the exchange rate of the day of your purchase)
- You attended the full duration of the exchange;
- You submitted any report that our organization or EU requested;

Return tickets must all be provided by postal service once you come back home, unless you have the chance to provide them to us during the exchange itself.



CET Platform Italy

Legal Address: Via Cappuccini 12, 81100 Caserta

E-mail: italy@cetplatform.org

Facebook Page: <https://www.facebook.com/cetplatformitalia/>

N.B. We highly recommend this option, as in this case you won't spend the money (not refundable) of the postal service, the reimbursement will be faster because we won't need to wait for your tickets to arrive and there will be no risk to lose the postage. Therefore, we suggest you to make electronic tickets and online check in, if possible



The budget limit per each participant is the following:

Greece, Portugal, Spain, Romania, Hungary: 250€

The above limit is cut of 25€ compared to the amount granted on the EU distance calculator. The reason is that we're going to pay directly your transportation to and from the venue (the pick-ups on 4th and 12th of November), so you don't need to pay and get refund for that. The above budget includes all the means of transportation for the round trip as specified in this section of the infopack. If you exceed the above budget, it will be up to you to cover the extra expenses, so try to buy your tickets as soon as possible, in order to avoid the increasing prices (of the flights mostly).

TAXI, car sharing services and other similar private transportations are not refundable (e.g. Uber, MyTaxi, Blablacar, etc), so do not consider it as options while planning your trip



• Health Insurance

Please make sure that coming to the project you have a valid health insurance! For those who have European Health Insurance Card, bring it with you or request it if you're EU resident and you still don't have it, while for those who haven't, you can buy a travel insurance covering potential medical needs.

You can buy it while booking your flights, since companies usually give it as an option, or searching for an insurance online to cover the days of the exchange.



Your health insurance should make it eligible to have medical treatments abroad. **This is absolutely a must to join the project.**

Costs regarding Health Insurance can be reimbursed ONLY to the Countries not having EU Card and ONLY if it's bought together with the flight ticket in the same invoice/confirmation

CET Platform Italy

Legal Address: Via Cappuccini 12, 81100 Caserta

E-mail: italy@cetplatform.org

Facebook Page: <https://www.facebook.com/cetplatformitalia/>

- **Contacts and facebook group**

In case of any question concerning the travel, the project, your preparation or any other matter, please contact the partner organization from your Country. For direct communication to us, you can write at italy@cetplatform.org

Find CET Platform Italy on facebook page, where we'll share interesting posts, events, pictures and project opportunities: <https://www.facebook.com/cetplatformitalia/>

We will also create an official facebook group of the project later on. On that virtual space we can start getting to know each other, familiarize with the topic and objectives of the exchange, and ask all the information you might need.

For urgent communication, you can also contact us by phone (whatsapp too)

Andrea Bernieri – President of CET Platform Italy and Project Manager +393495463343

Paola Bernieri – Founder of CET Platform Italy and Project Coordinator +393921014428



Infopack created on: 16/08/2019

CET Platform Italy

Legal Address: Via Cappuccini 12, 81100 Caserta

E-mail: italy@cetplatform.org

Facebook Page: <https://www.facebook.com/cetplatformitalia/>